

T4L Support Guides

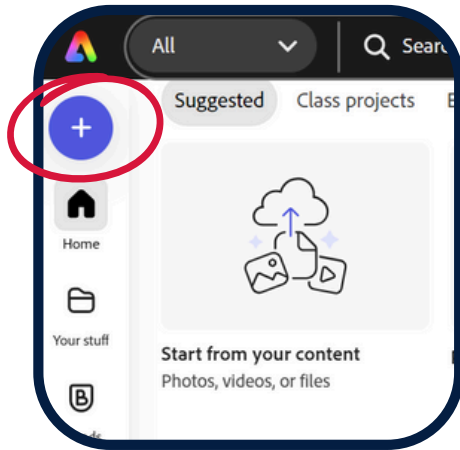
Adobe Express

Convert to PDF

PowerPoint, Excel, Word, PNG, JPG

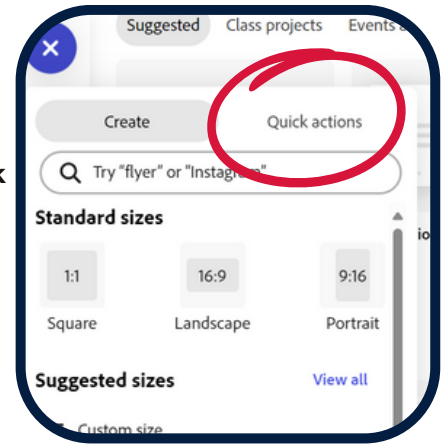
Step 1

Select the + icon in the top left corner.



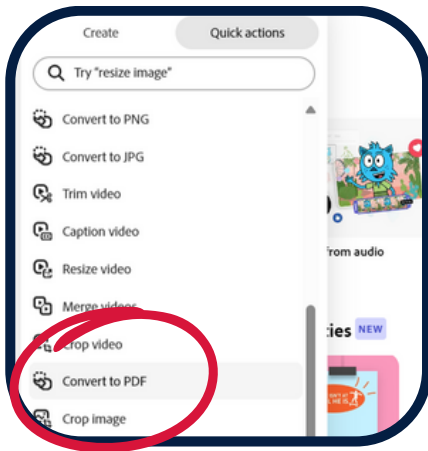
Step 2

Select the **quick actions** tab on the right of the pop-up menu.



Step 3

Scroll down to **convert from pdf** and select.



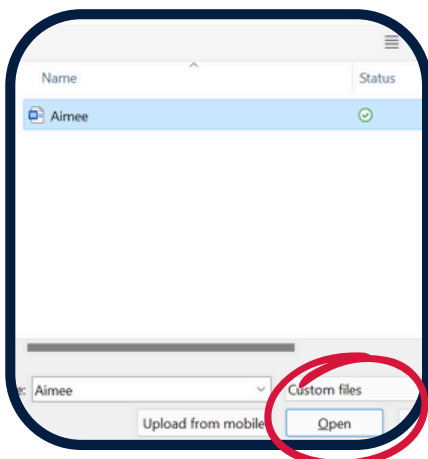
Step 4

Tap inside the pop-up window.



Step 5

Navigate to the PDF file that you require and select **open**.



Step 6

To the right, select **download**.

