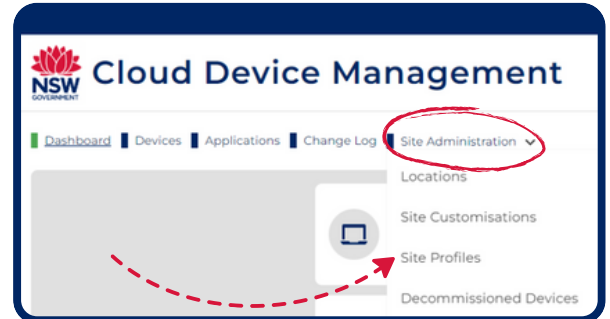


ITD - Support Guides

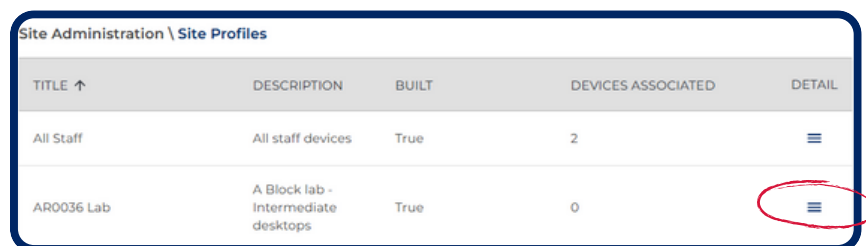
Modern Cloud Management

Deploying Applications using a Site Profile

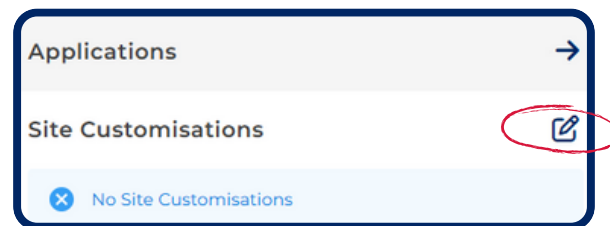
At the top of the CDM console window click the Site Administration drop down arrow and select Site Profiles.



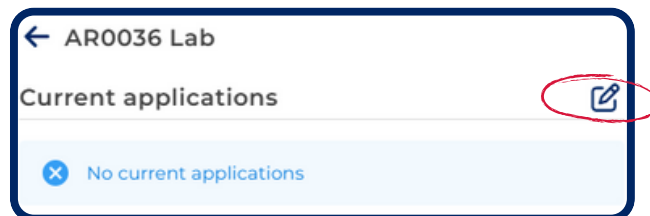
From the list of Site Profiles, choose the profile to customise by clicking on the hamburger icon on the right hand side of the screen.



Click the arrow next to Applications.



Click the pencil icon next to Current applications.



Scroll through the list of applications, or use the search field to find the application(s) you wish to install.

Click the check box to select the applications.

Click Confirm Selection



After reviewing the changes click Confirm request.

