




# Accessing Canva for Education

For teachers

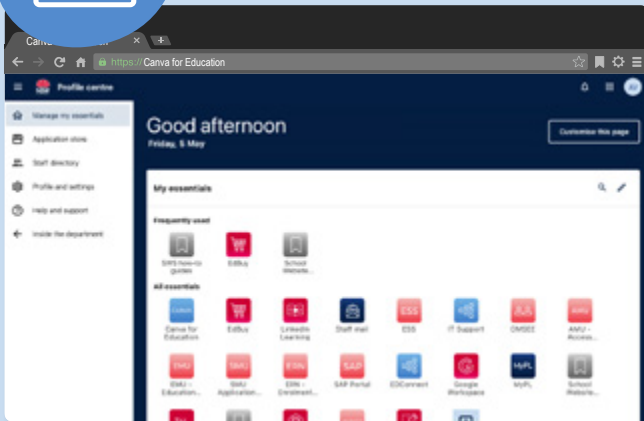


## 1 Assess the Service

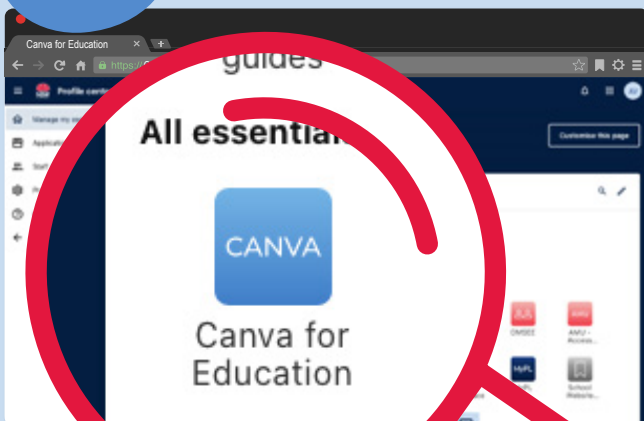
Visit the [Canva for Education page](#) and read through all the information to determine if the service is right for you and your students.



## 2 Login to your staff portal



## 3 Click on the 'Canva for Education' icon



## 4 If you don't see 'Canva for Education'

1. Select 'edit my essentials'
2. Select 'add new essential'
3. Search for 'Canva for Education'
4. Select 'Add'

OR [Simply watch this video](#)



## 5 Get creating

Now you have access, it is time to begin! Explore templates, add media.



## 6 Learn more

To keep building your skills investigate the [Canva Design School](#) and explore sections including infographics, videos and so much more!

### TOP TIP!

If you access Canva via the App or at [Canva.com](#)

1. Select 'Log in'
2. Select the 'continue with email' option
3. Sign in with your @det.nsw.edu.au email address