


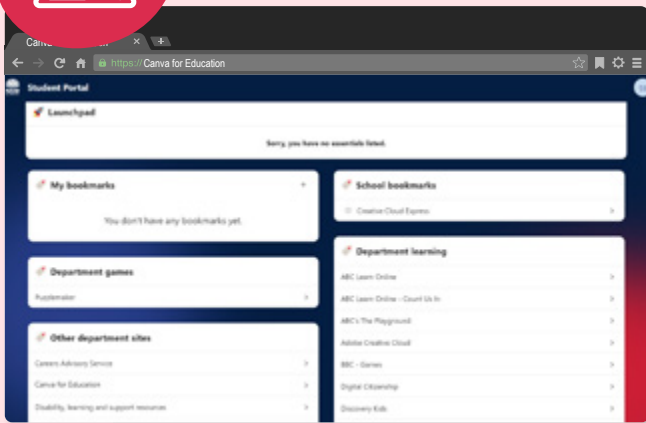


Accessing Canva for Education

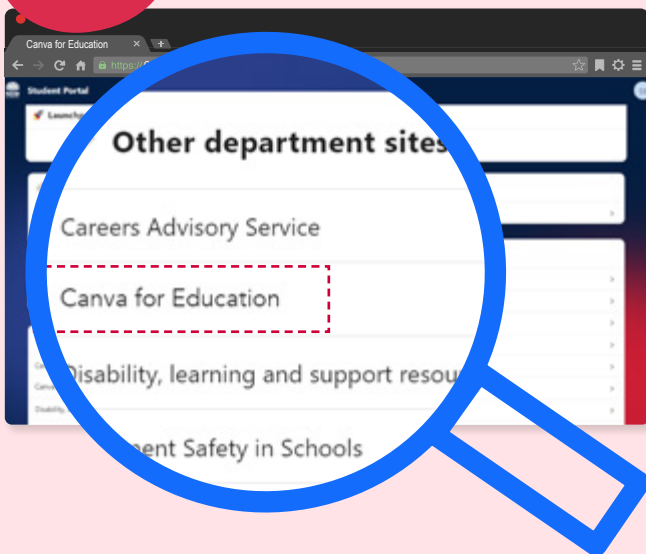
For Students



1 Login to your student portal



2 Click on the 'Canva for Education' icon



Create a design

3 Start creating

Now you have access to Canva, click 'Create a Design' to get started! Take a peek at the templates for some inspiration.



Send to Teacher

4 Submit your work

Once you have completed you may wish to submit your work to your teacher. Click 'Send to Teacher' to submit your work.

TOP TIP!

If you access Canva via the App or at Canva.com

1. Select 'Log in'
2. Select the 'continue with email' option
3. Sign in with your @education.nsw.gov.au email address

Still can't find your way? Simply watch this video.