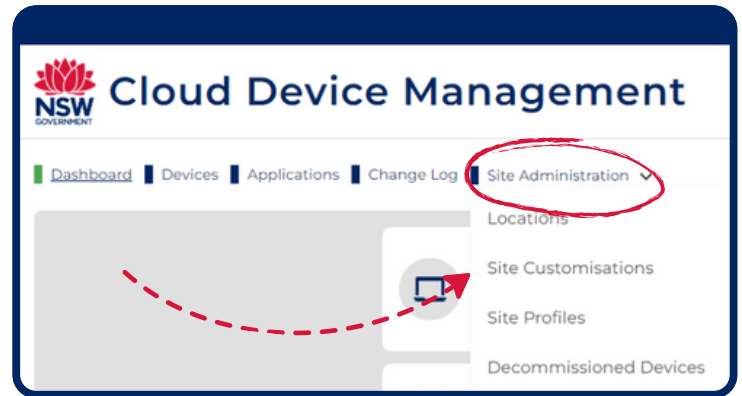


# ITD - Support Guides

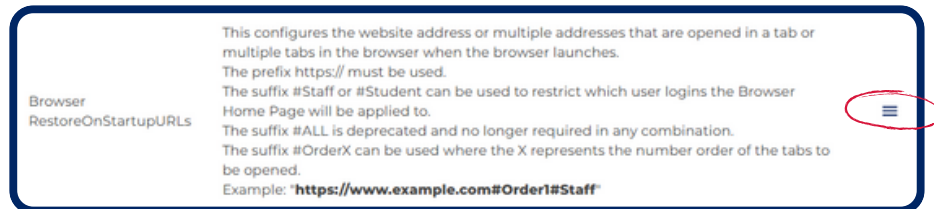
## Modern Cloud Management

### Adding URLs for Browser Restore on Startup

At the top of the CDM console window click Site Administration drop down arrow and select Site Customisations.



Scroll down to Browser RestoreOnStartupURLs and click the hamburger icon on the right-hand side of the screen.




In the box "Add an item" type the URL for the website you wish to display when a browser window is opened.



The suffix **#Staff** or **#Student** can be used to restrict which user logs in the Browser Home Page will be applied to.

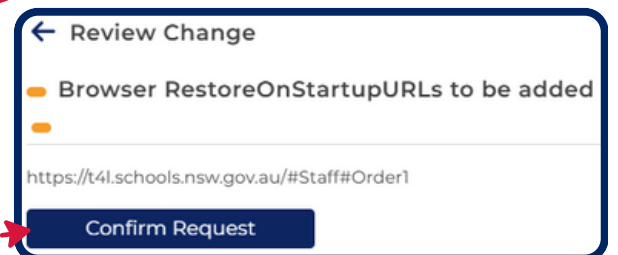
Add in **#OrderX** to determine the order of the tabs.

Click the plus icon.



At the bottom of the list of URLs click Confirm changes.

After reviewing the changes click Confirm request.



To deploy the Browser Restore on Start up URLs to devices, apply it as a Site Customisation within a Site Profile.